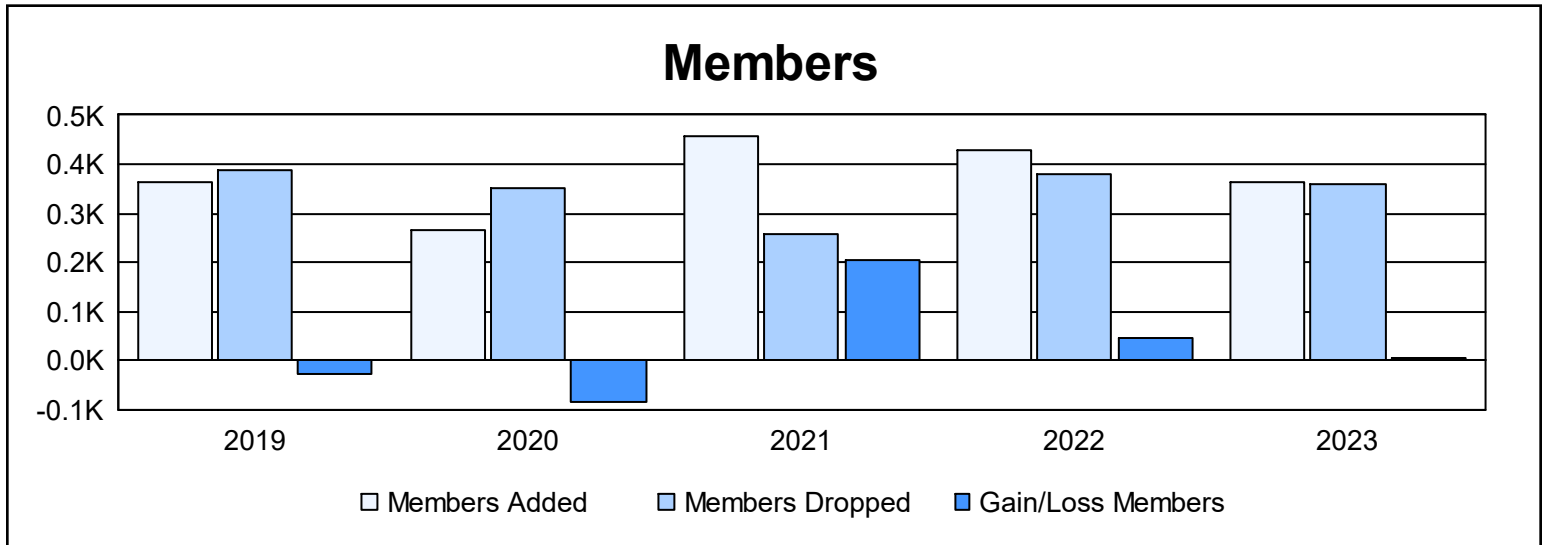
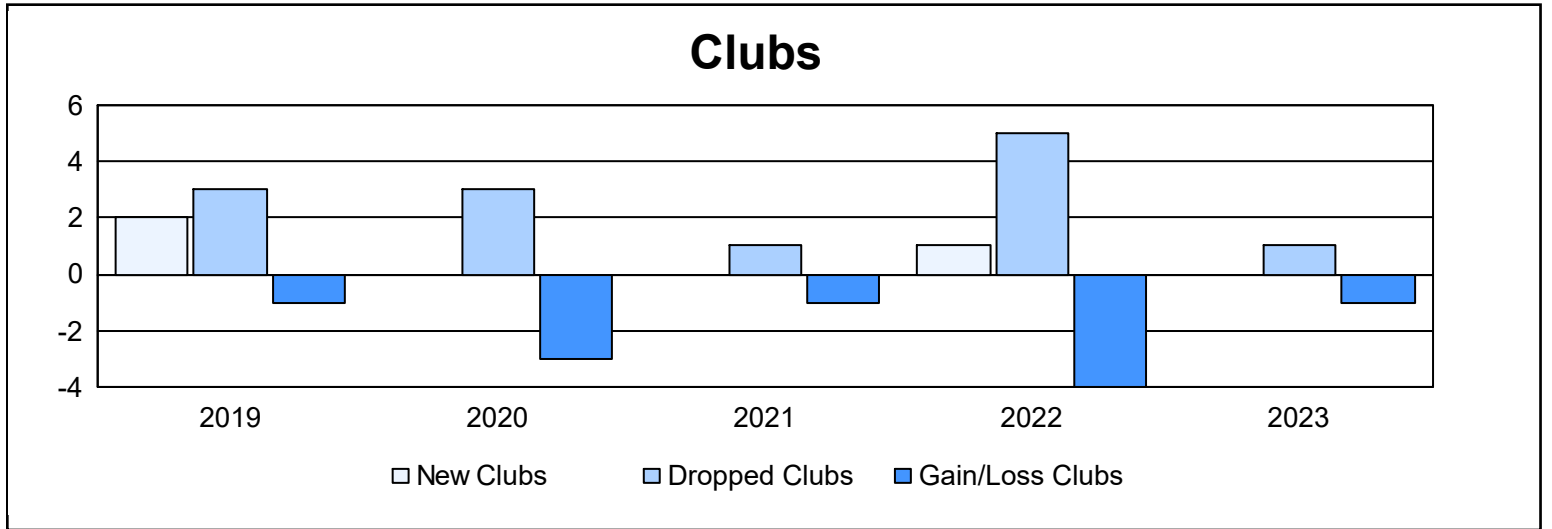
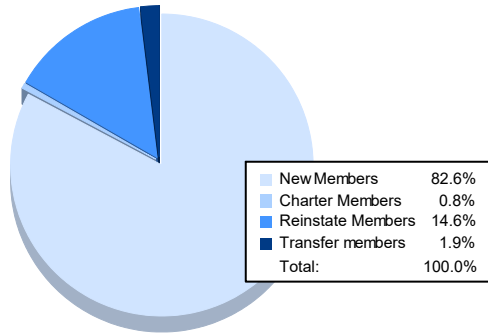


| Year           | New Clubs | Dropped Clubs | Gain/ Loss Clubs | New Members | Charter Members | Reinstate Members | Transfer Members | Total Member Added | Total Members Dropped | Gain/ Loss Members |
|----------------|-----------|---------------|------------------|-------------|-----------------|-------------------|------------------|--------------------|-----------------------|--------------------|
| 2018-2019      | 2         | 3             | -1               | 241         | 63              | 52                | 7                | 363                | 389                   | -26                |
| 2019-2020      | 0         | 3             | -3               | 235         | 1               | 9                 | 21               | 266                | 350                   | -84                |
| 2020-2021      | 0         | 1             | -1               | 411         | 12              | 25                | 11               | 459                | 256                   | 203                |
| 2021-2022      | 1         | 5             | -4               | 347         | 37              | 36                | 7                | 427                | 380                   | 47                 |
| 2022-2023      | 0         | 1             | -1               | 300         | 3               | 53                | 7                | 363                | 359                   | 4                  |
| <b>Average</b> | <b>1</b>  | <b>3</b>      | <b>-2</b>        | <b>307</b>  | <b>23</b>       | <b>35</b>         | <b>11</b>        | <b>376</b>         | <b>347</b>            | <b>29</b>          |



### Membership Composition June 2023 Cumulative



### Gender Composition June 2023 Cumulative

